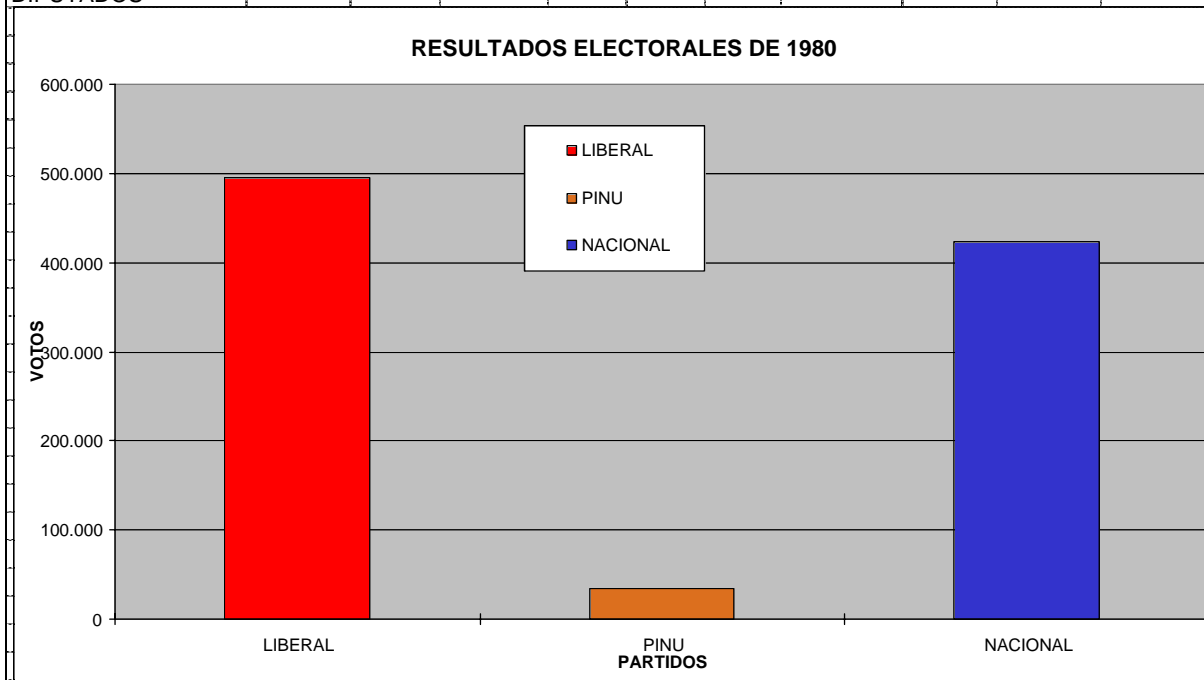


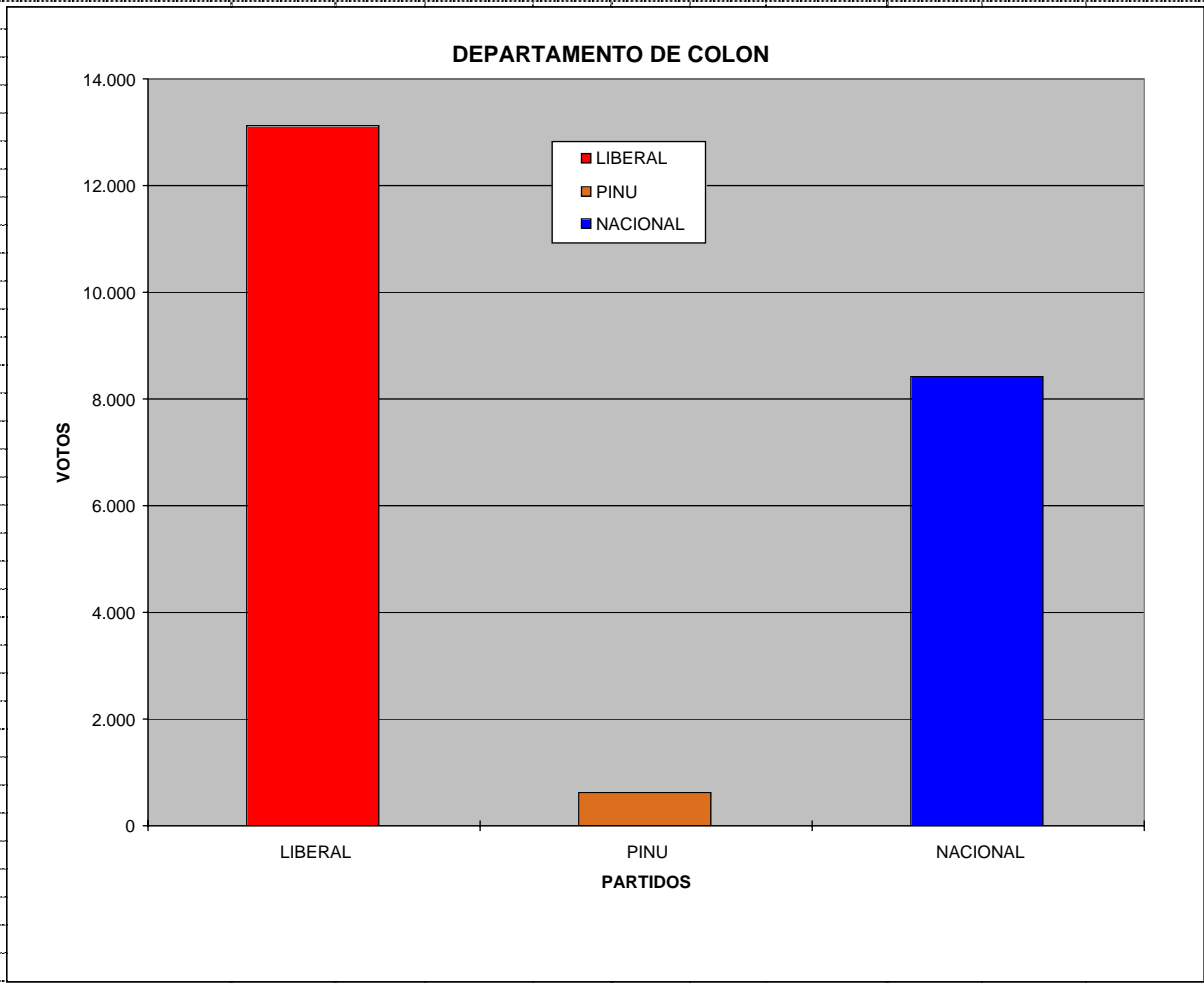
ELECCIONES ABRIL DE 1,980

				CANDIDATOS INDEPEND.			T.VALIDOS	NULOS	BLANCOS	TOT.VOTOS
	LIBERAL	PINU	NACIONAL	B-M	J-M	R-D				
TOTAL GENERAL	495.779	35.052	423.623	2.076	658	2.214	959.402	24.221	19.847	1.003.470
ATLANTIDA	26.927	2.372	18.392				47.691	1.394	712	49.797
COLON	13.132	627	8.430				22.189	834	494	23.517
COMAYAGUA	30.423	1.424	25.684				57.531	1.166	1.394	60.091
COPAN	29.254	1.366	31.526				62.146	1.203	1.418	64.767
CORTES	83.646	7.475	42.571	2.076	658	2.214	138.640	4.492	2.411	145.543
CHOLUTECA	26.786	2.565	32.527				61.878	1.633	1.139	64.650
EL PARAISO	33.027	888	22.478				56.393	919	1.282	58.594
FCO MORAZAN	75.232	8.518	65.842				149.592	4.298	2.613	156.503
GRACIAS A DIOS	1.890	104	2.141				4.135	182	59	4.376
INTIBUCA	10.558	594	18.420				29.572	814	978	31.364
ISLAS DE LA BAHIA	2.172	147	2.393				4.712	64	43	4.819
LA PAZ	14.400	586	12.773				27.759	718	835	29.312
LEMPIRA	15.868	1.347	27.165				44.380	1.374	1.321	47.075
OCOTEPEQUE	11.443	387	11.231				23.061	445	535	24.041
OLANCHO	29.059	1.748	25.303				56.110	1.177	1.166	58.453
STA BARABARA	38.514	2.366	34.060				74.940	1.249	1.494	77.683
VALLE	14.016	505	14.866				29.387	673	638	30.698
YORO	39.432	2.033	27.821				69.286	1.586	1.315	72.187

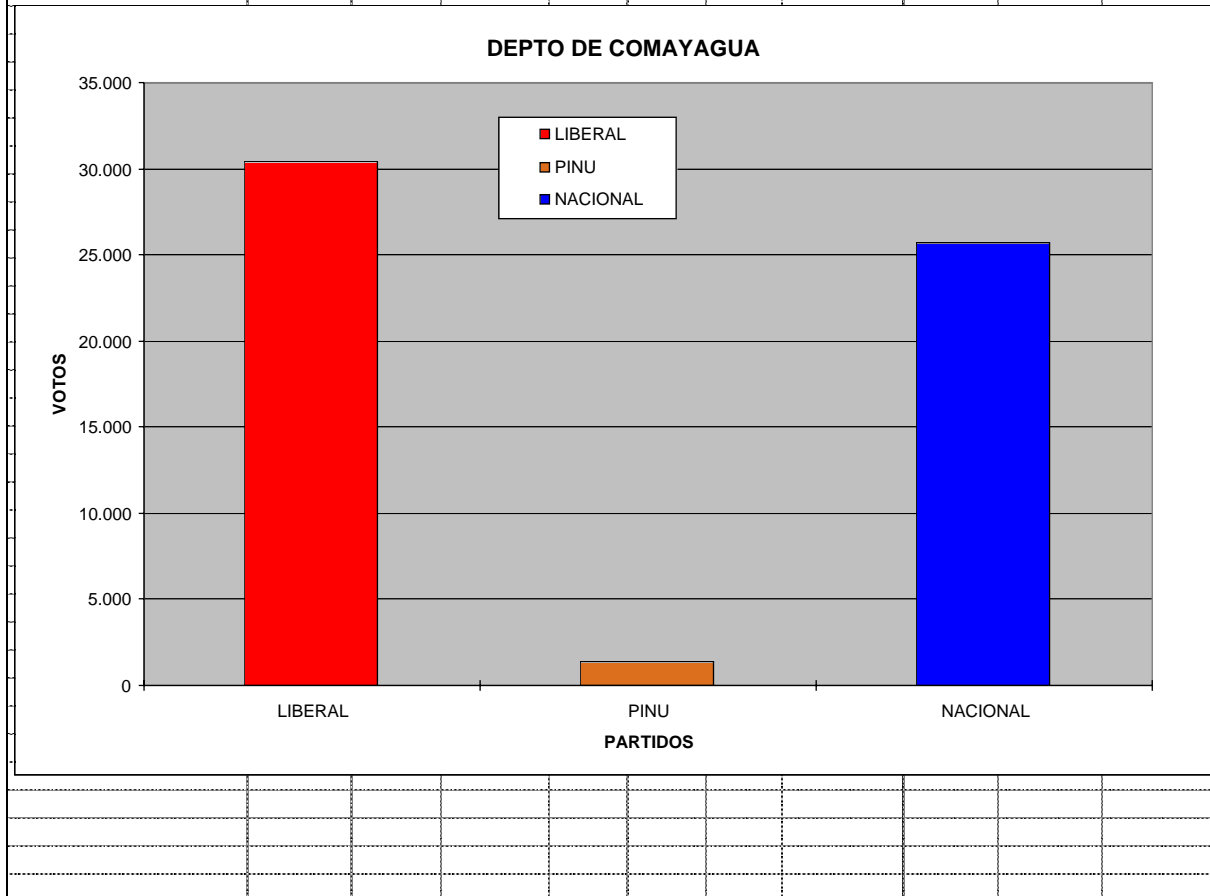
DIPUTADOS



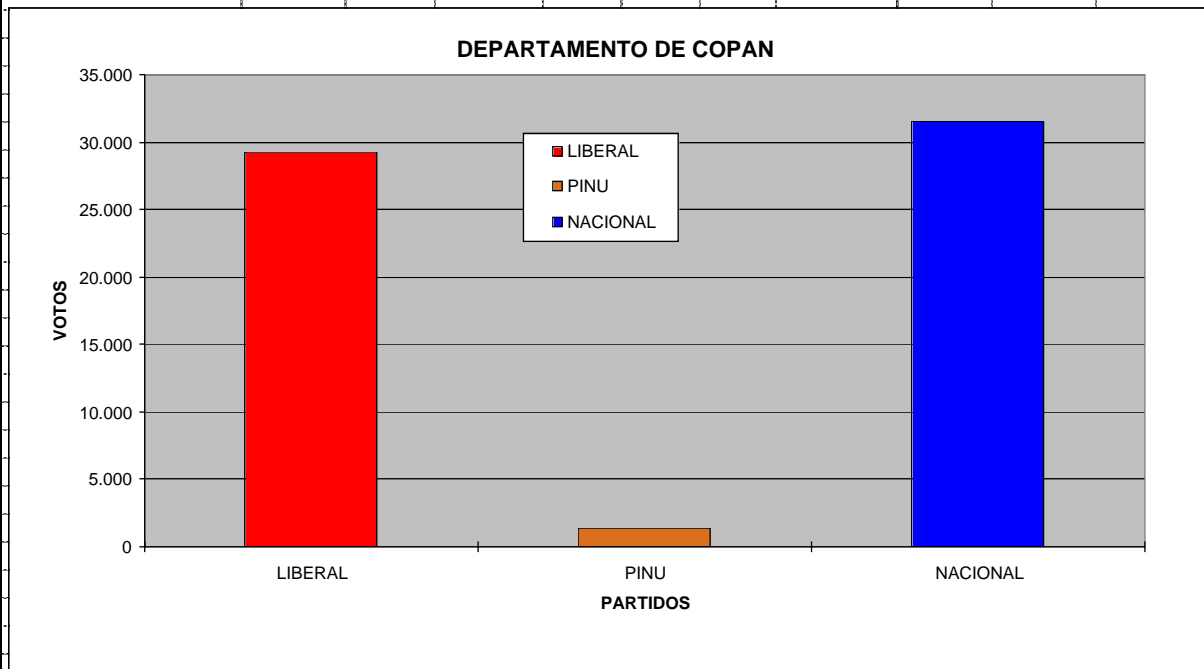
MUN.	LIBERAL	PINU	NACIONAL			T.VALIDOS	NULOS	BLANCOS	TOT.VOTOS
TOTAL COLON	13.132	627	8.430			22.189	834	494	23.517
02 01 TRUJILLO	2.823	133	2.273			5.229	192	159	5.580
02 02 BALFATE	432	14	318			764	17	16	797
02 03 IRIONA	701	72	562			1.335	13	9	1.357
02 04 LIMON	503	41	174			718	36	28	782
02 05 SABA	1.777	43	1.121			2.941	94	30	3.065
02 06 SANTA FE	424	7	156			587	136	27	750
02 07 Sta. Rosa de Aguan	435	28	302			765	42	26	833
02 08 SONAGUERA	2.904	81	1.444			4.429	153	102	4.684
02 09 TOCOA	3.133	208	2.080			5.421	151	97	5.669



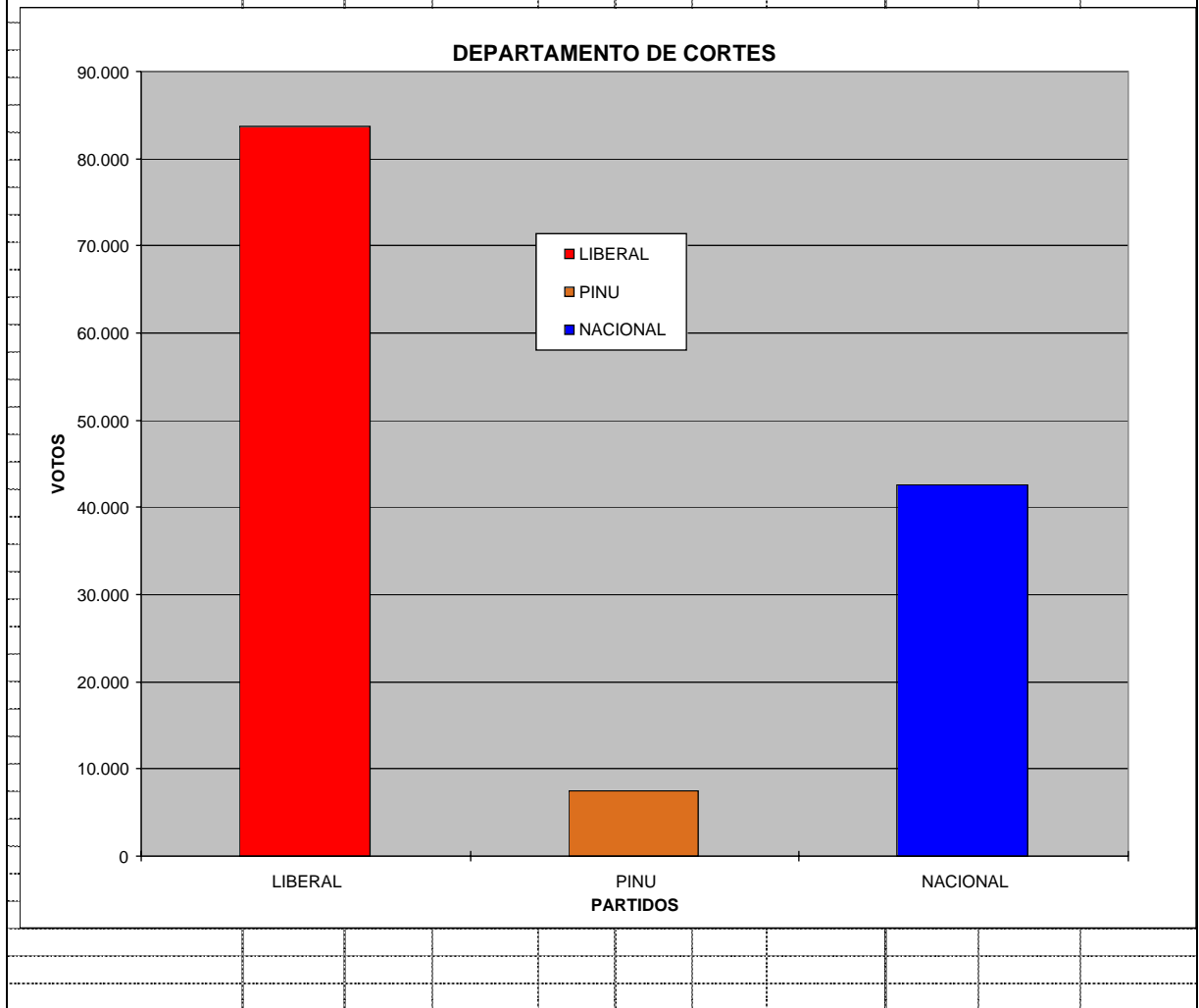
MUN.	LIBERAL	PINU	NACIONAL			T.VALIDOS	NULOS	BLANCOS	TOT.VOTOS
COMAYAGUA	30.423	1.424	25.684			57.531	1.166	1.394	60.091
03 01 COMAYAGUA	7.613	324	6.137			14.074	309	376	14.759
03 02 AJUTERIQUE	993	48	989			2.030	36	42	2.108
03 03 EL ROSARIO	1.410	29	1.937			3.376	58	64	3.498
03 04 ESQUIAS	868	50	1.058			1.976	51	43	2.070
03 05 HUMUYA	146	8	138			292	4	5	301
03 06 LA LIBERTAD	1.849	244	1.834			3.927	47	82	4.056
03 07 LAMANI	672	40	438			1.150	61	29	1.240
03 08 LA TRINIDAD	326	33	586			945	14	24	983
03 09 LEJAMANI	518	18	453			989	10	22	1.021
03 10 MEAMBAR	1.151	42	762			1.955	48	54	2.057
03 11 MINAS DE ORO	1.078	70	1.006			2.154	51	62	2.267
03 12 OJOS DE AGUA	983	73	1.027			2.083	26	51	2.160
03 13 SAN JERONIMO	1.095	41	1.284			2.420	59	54	2.533
03 14 SN JOSE DE COMA	618	80	726			1.424	34	38	1.496
03 15 SN JOSE DEL POT.	779	19	263			1.061	29	23	1.113
03 16 SAN LUIS	887	34	371			1.292	18	35	1.345
03 17 SAN SEBASTIAN	326	18	238			582	3	7	592
03 18 SIGUATEPEQUE	7.753	230	5.289			13.272	263	341	13.876
03 19 VILLA DE SN ANT.	1.358	23	1.148			2.529	45	42	2.616



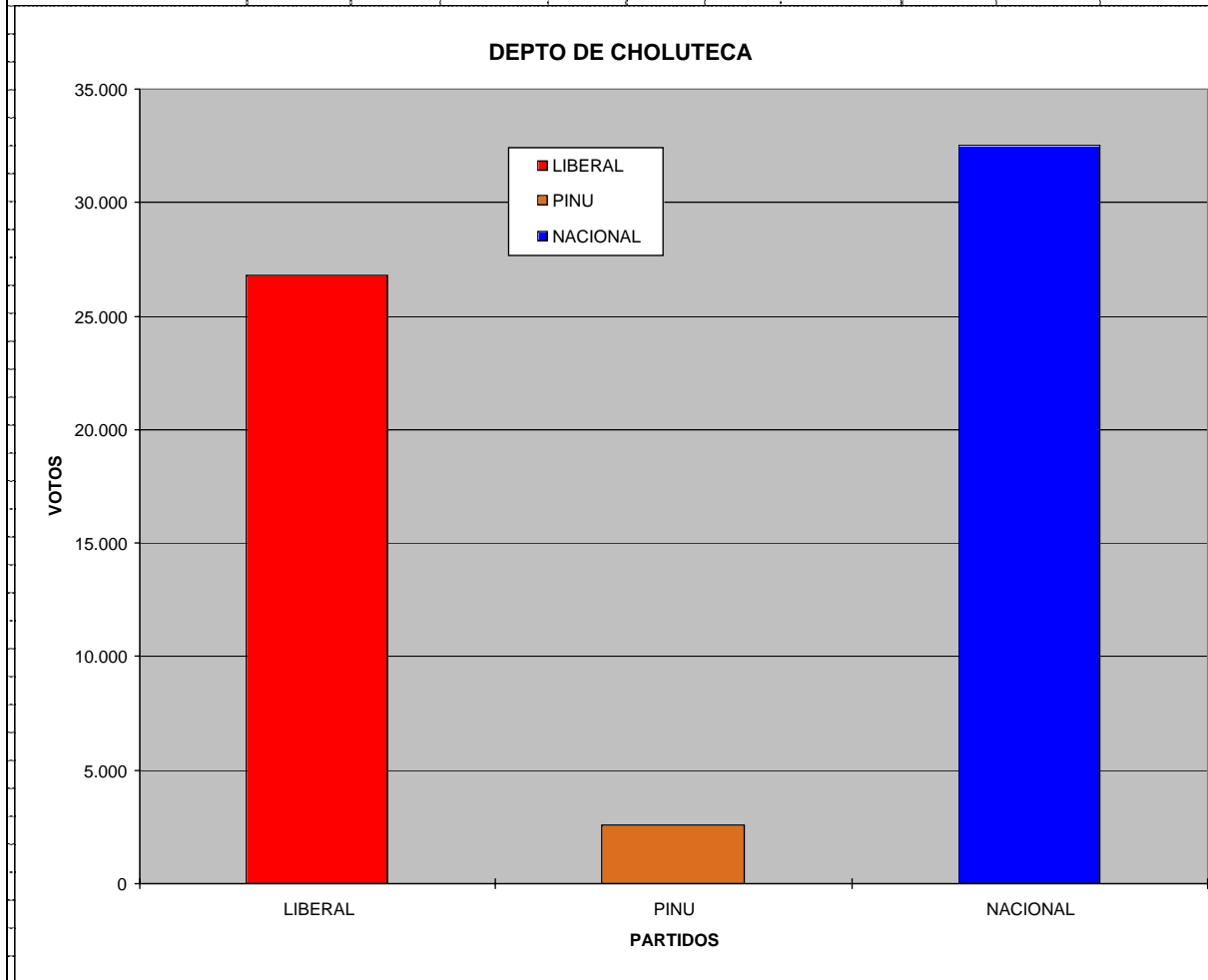
MUN.	LIBERAL	PINU	NACIONAL	T.VALIDOS	NULOS	BLANCOS	TOT.VOTOS
COPAN	29.254	1.366	31.526	62.146	1.203	1.418	64.767
04 01 SANTA ROSA DE	4.272	324	3.805	8.401	210	224	8.835
04 02 CABAÑAS	674	22	1.479	2.175	17	54	2.246
04 03 CONCEPCION	410	16	633	1.059	14	20	1.093
04 04 COPAN RUINAS	1.581	66	2.815	4.462	83	109	4.654
04 05 CORQUIN	1.150	106	968	2.224	43	43	2.310
04 06 CUCUYAGUA	1.673	52	942	2.667	77	80	2.824
04 07 DOLORES	221	33	746	1.000	15	45	1.060
04 08 DULCE NOMBRE	676	47	738	1.461	31	20	1.512
04 09 EL PARAISO	1.344	57	2.960	4.361	152	65	4.578
04 10 FLORIDA	2.423	57	2.230	4.710	88	89	4.887
04 11 LA JIGUA	893	75	987	1.955	32	21	2.008
04 12 LA UNION	1.350	37	1.074	2.461	21	49	2.531
04 13 NUEVA ARCADIA	3.336	95	2.829	6.260	81	127	6.468
04 14 SAN AGUSTIN	522	21	320	863	33	19	915
04 15 SAN ANTONIO	1.374	49	1.135	2.558	76	54	2.688
04 16 BAN JERONIMO	814	27	718	1.559	16	19	1.594
04 17 SAN JOSE	773	22	953	1.748	20	22	1.790
04 18 SAN JUAN DE OPOA	601	35	944	1.580	39	70	1.689
04 19 SAN NICOLAS	964	27	1.062	2.053	21	72	2.146
04 20 SAN PEDRO	641	32	598	1.271	21	20	1.312
04 21 SANTA RITA	2.486	100	1.969	4.555	77	124	4.756
04 22 TRINIDAD	717	37	1.232	1.986	27	53	2.066
04 23 VERACRUZ	359	29	389	777	9	19	805



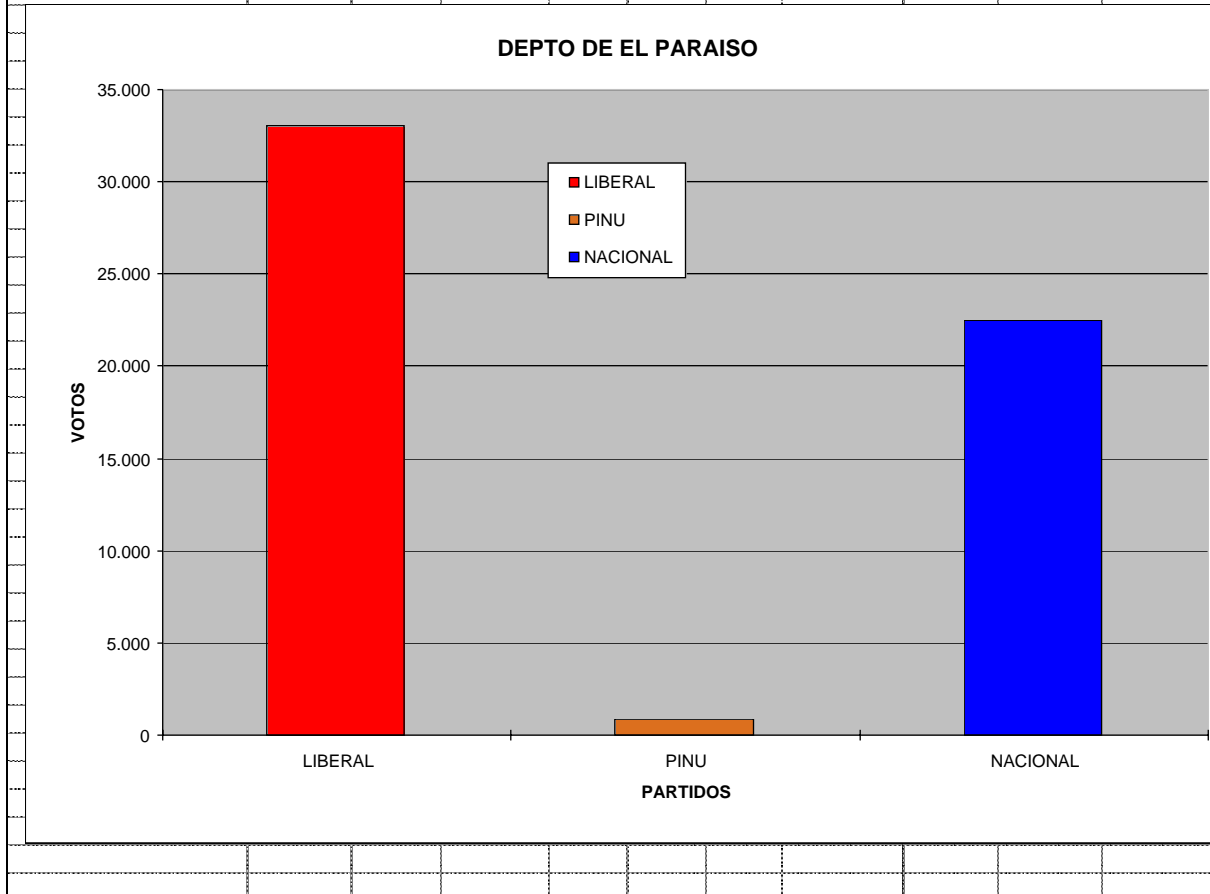
MUN.	LIBERAL	PINU	NACIONAL	CANDIDATOS INDEPEND.			T.VALIDOS	NULOS	BLANCOS	TOT.VOTOS
				B-M	J-M	R-D				
CORTES	83.646	7.475	42.571	2.076	658	2.214	138.640	4.492	2.411	145.543
05 01 S. P. S.	48.846	5.343	22.345	358	323	760	77.975	2.941	1.187	82.103
05 02 CHOLOMA	6.710	314	3.383	90	92	223	10.812	367	262	11.441
05 03 OMOA	1.978	73	1.997	20	32	280	4.380	78	107	4.565
05 04 PIMIENTA	939	99	544	7	7	175	1.771	36	26	1.833
05 05 POTRERILLOS	2.287	145	1.392	66	32	33	3.955	108	52	4.115
05 06 PUERTO CORTES	9.635	823	5.136	37	32	172	15.835	374	326	16.535
05 07 SAN ANTONIO	1.093	85	1.650	983	44	52	3.907	107	155	4.169
05 08 SAN FRANCISCO	1.648	93	1.193	94	15	58	3.101	57	54	3.212
05 09 SAN MANUEL	1.956	116	795	8	28	141	3.044	0	0	3.044
05 10 SANTA CRUZ	3.855	101	2.256	183	20	201	6.616	249	117	6.982
05 11 VILLANUEVA	4.699	283	1.880	230	33	119	7.244	175	125	7.544
05 12 LA LIMA										
CANDIDATURA INDEPENDIE										



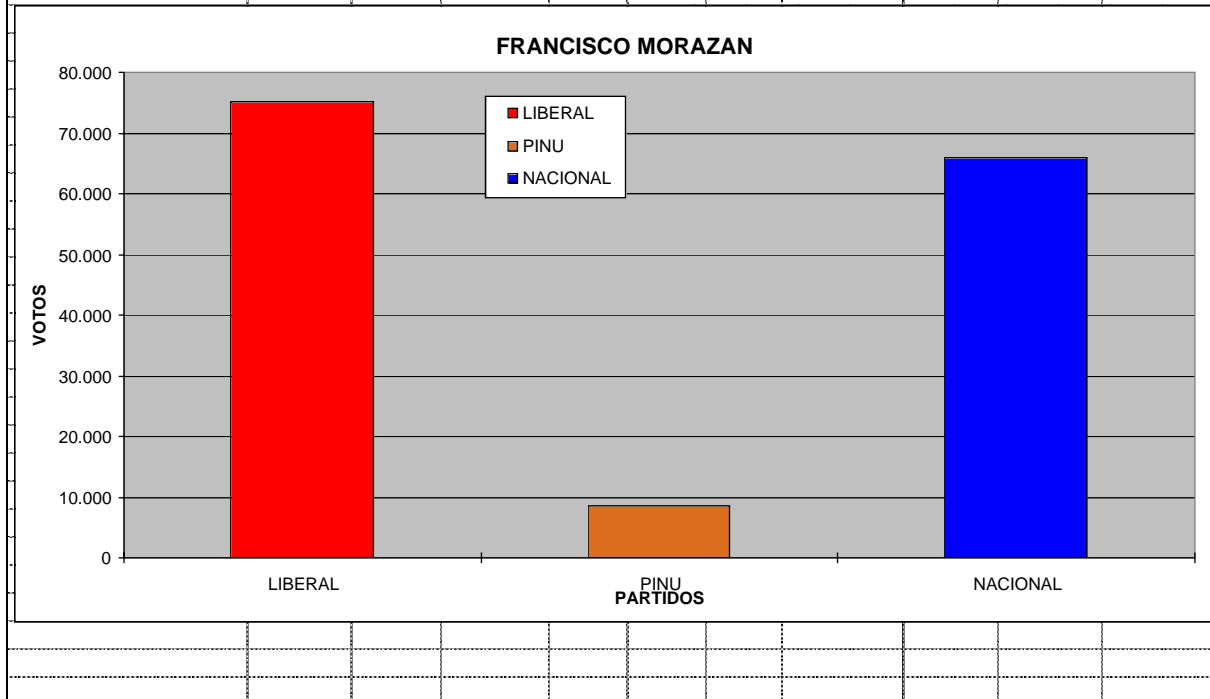
MUN.	LIBERAL	PINU	NACIONAL	T.VALIDOS	NULOS	BLANCOS	TOT.VOTOS
CHOLUTECA	26.786	2.565	32.527	61.878	1.633	1.139	64.650
06 01 CHOLUTECA	8.100	1.120	8.242	17.462	417	262	18.141
06 02 APACILAGUA	899	113	1.340	2.352	60	48	2.460
06 03 CONCEPCION DE	739	197	3.091	4.027	146	77	4.250
06 04 DUYURE	440	31	251	722	7	11	740
06 05 EL CORPUS	1.365	111	2.564	4.040	53	2	4.095
06 06 EL TRIUNFO	1.406	201	2.883	4.490	267	144	4.901
06 07 MARCOVIA	1.894	101	1.641	3.636	159	63	3.858
06 08 MOROLICA	806	18	642	1.466	13	34	1.513
06 09 NAMASIGUE	1.745	65	1.568	3.378	129	65	3.572
06 10 OROCUINA	1.231	139	1.612	2.982	51	60	3.093
06 11 PESPIRE	2.607	92	3.006	5.705	100	120	5.925
06 12 SAN ANTONIO DE F	952	39	674	1.665	40	37	1.742
06 13 SAN ISIDRO	828	37	323	1.188	16	54	1.258
06 14 SAN JOSE	375	69	586	1.030	16	25	1.071
06 15 SAN MARCOS DE C	2.591	84	3.229	5.904	97	73	6.074
06 16 SANTA ANA DE Y.	808	148	875	1.831	62	64	1.957



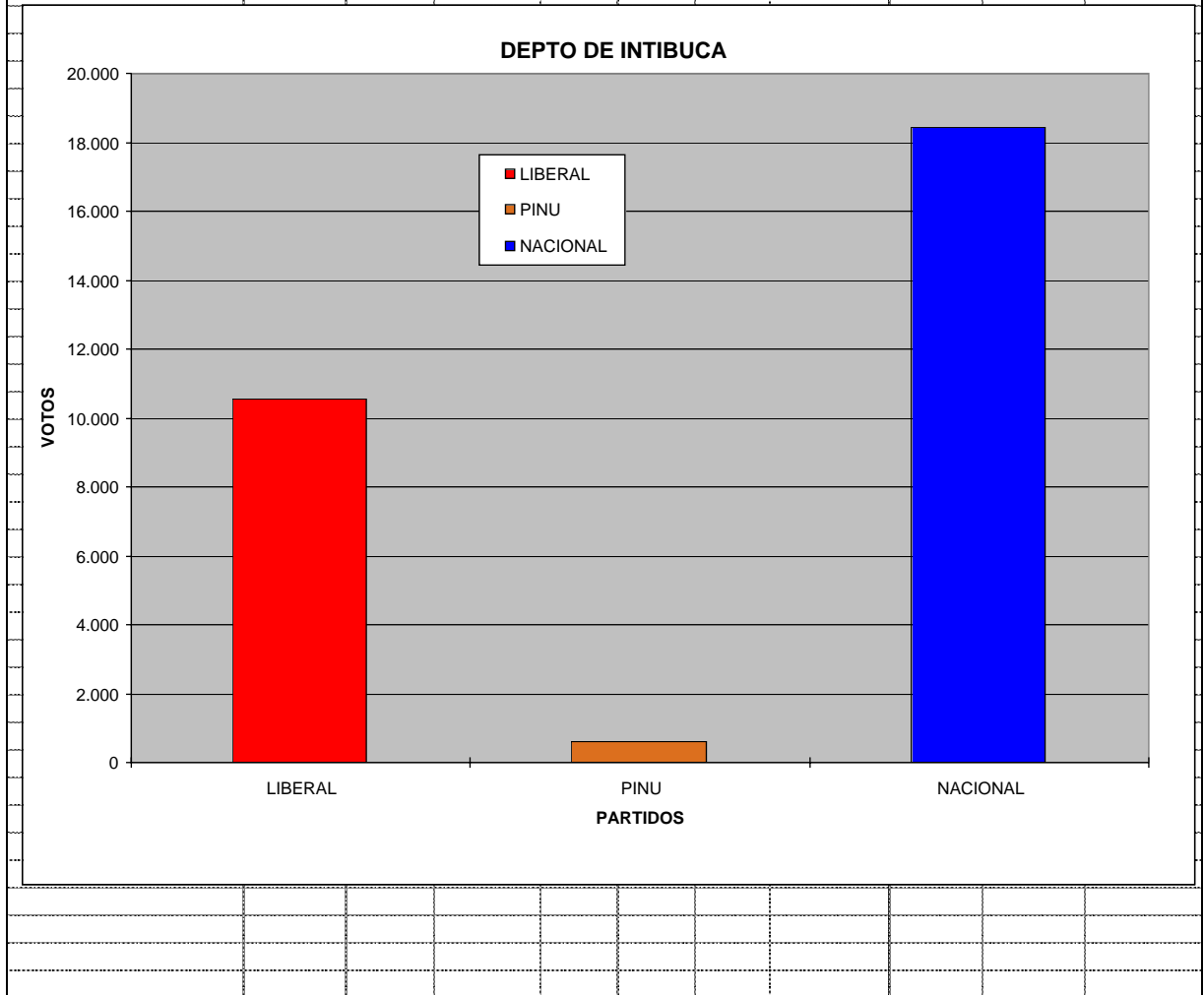
MUN.	LIBERAL	PINU	NACIONAL			T.VALIDOS	NULOS	BLANCOS	TOT.VOTOS
EL PARAISO	33.027	888	22.478			56.393	919	1.282	58.594
07 01 YUSCARAN	1.081	89	1.327			2.497	61	85	2.643
07 02 ALAUCA	706	10	833			1.549	9	24	1.582
07 03 DANLI	13.413	339	7.283			21.035	394	524	21.953
07 04 EL PARAISO	4.007	88	3.087			7.182	97	112	7.391
07 05 GUINOPE	1.103	33	1.054			2.190	26	47	2.263
07 06 JACALEAPA	642	25	702			1.369	11	22	1.402
07 07 LIURE	1.234	27	699			1.960	18	25	2.003
07 08 MOROCELI	1.230	34	736			2.000	45	65	2.110
07 09 OROPOLI	596	13	828			1.437	26	17	1.480
07 10 POTRERILLOS	476	20	192			688	10	8	706
07 11 SN Antonio de Flores	618	28	704			1.350	16	20	1.386
07 12 SAN LUCAS	1.101	31	786			1.918	7	63	1.988
07 13 SAN MATIAS	480	29	465			974	76	10	1.060
07 14 SOLEDAD	1.670	26	723			2.419	26	33	2.478
07 15 TEUPASENTI	2.455	62	1.739			4.256	81	140	4.477
07 16 TEXIGUAT	1.415	16	732			2.163	11	64	2.238
07 17 VADO ANCHO	477	6	389			872	0	13	885
07 18 YAUYUPE	323	12	199			534	5	10	549
07 19 LAS TROJES									



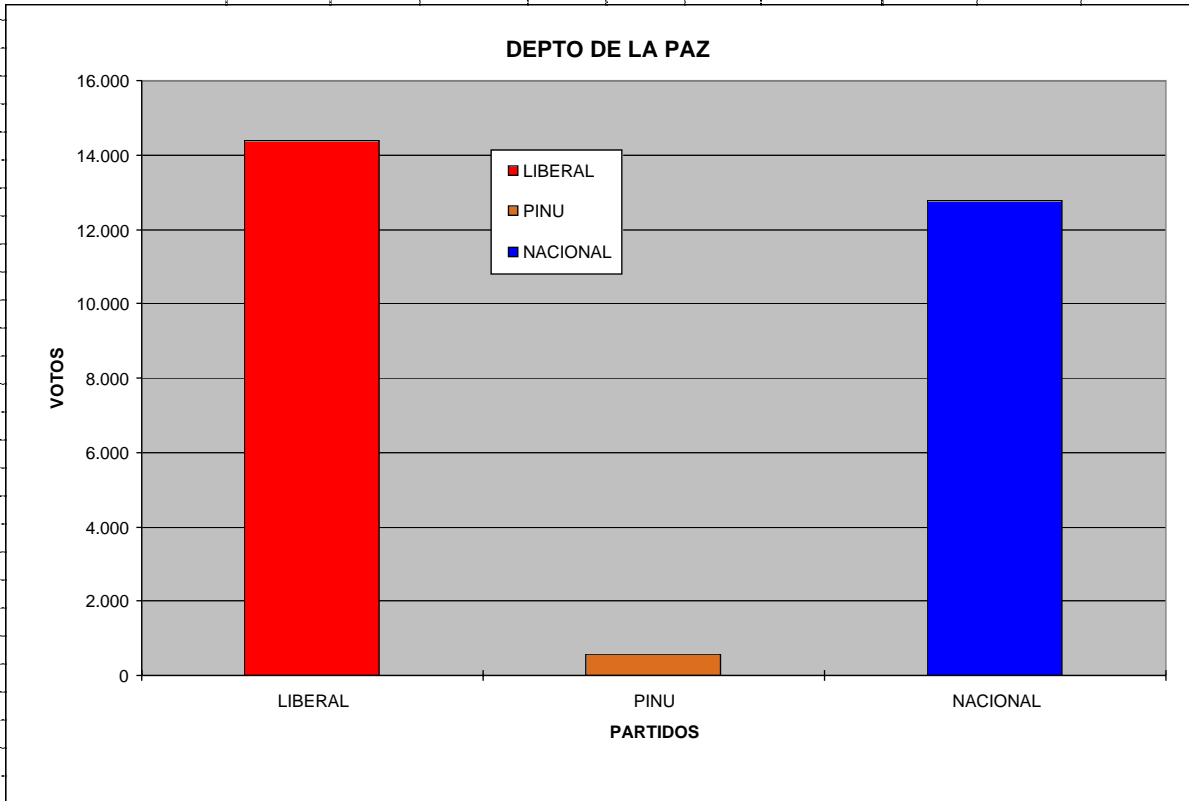
MUN.	LIBERAL	PINU	NACIONAL	T.VALIDOS	NULOS	BLANCOS	TOT.VOTOS
FCO MORAZAN	75.232	8.518	65.842	149.592	4.298	2.613	156.503
08 01 DISTRITO CENTRAL	46.066	7.422	41.918	95.406	2.761	1.289	99.456
08 02 ALUBAREN	718	25	520	1.263	42	34	1.339
08 03 CEDROS	1.857	53	2.132	4.042	74	85	4.201
08 04 CURAREN	1.254	38	1.291	2.583	102	78	2.763
08 05 EL PORVENIR	1.187	27	1.955	3.169	74	39	3.282
08 06 GUAYMACA	1.663	49	1.251	2.963	36	60	3.059
08 07 LA LIBERTAD	364	17	307	688	43	15	746
08 08 LA VENTA	902	27	1.079	2.008	74	78	2.160
08 09 LEPATERIQUE	1.199	73	942	2.214	115	108	2.437
08 10 MARAITA	735	27	1.144	1.906	28	34	1.968
08 11 MARALE	1.114	24	475	1.613	41	48	1.702
08 12 NUEVA ARMENIA	915	24	465	1.404	22	14	1.440
08 13 OJOJONA	962	35	757	1.754	56	56	1.866
08 14 ORICA	961	33	687	1.681	78	76	1.835
08 15 REITOCA	990	25	560	1.575	46	49	1.670
08 16 SABANAGRANDE	3.063	57	1.306	4.426	127	167	4.720
08 17 SN Antonio de Orient	850	39	624	1.513	30	31	1.574
08 18 SAN Buenaventura	590	29	884	1.503	61	26	1.590
08 19 SAN IGNACIO	946	13	948	1.907	42	25	1.974
08 20 SAN JUAN DE F.	1.056	41	956	2.053	42	72	2.167
08 21 SAN MIGUELITO	395	22	364	781	5	21	807
08 22 SANTA ANA	1.299	67	858	2.224	64	58	2.346
08 23 SANTA LUCIA	555	46	572	1.173	18	16	1.207
08 24 TALANGA	2.476	102	1.856	4.434	197	24	4.655
08 25 TATUMBLA	877	36	534	1.447	21	32	1.500
08 26 VALLE DE ANGELES	1.257	127	777	2.161	71	46	2.278
08 27 VILLA DE S.FCO	981	40	680	1.701	28	32	1.761



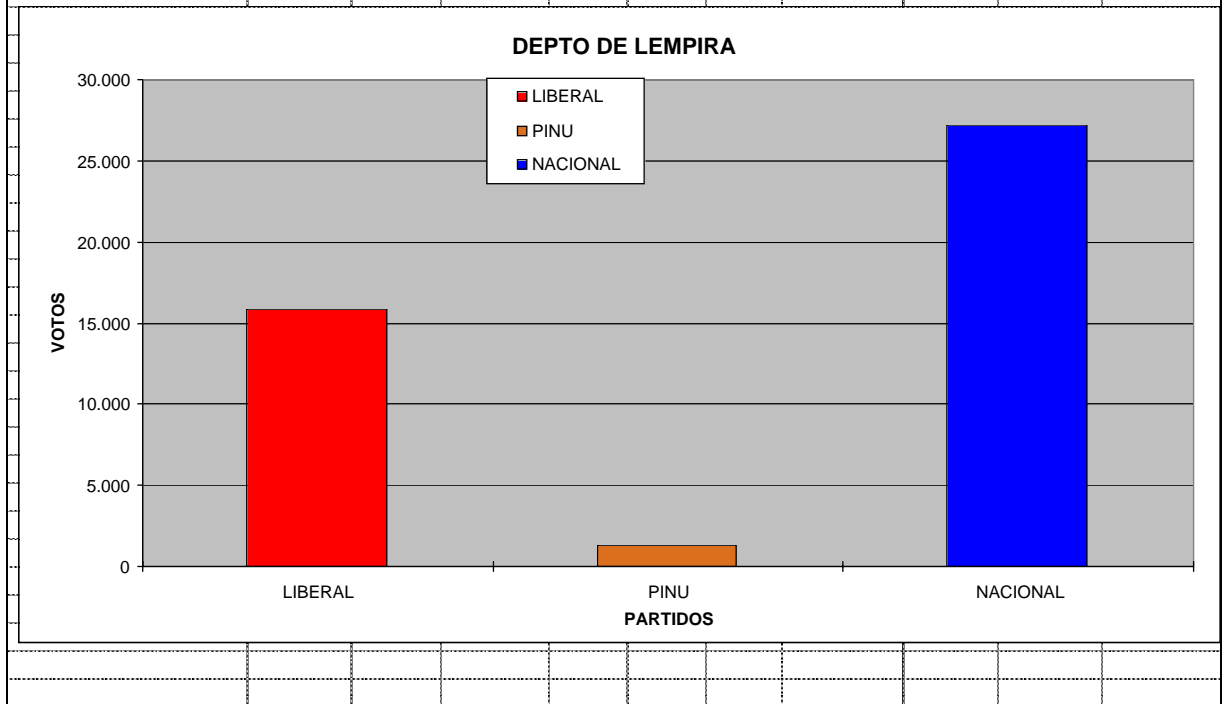
MUN.	LIBERAL	PINU	NACIONAL	T.VALIDOS	NULOS	BLANCOS	TOT.VOTOS
TOTAL INTIBUCA	10.558	594	18.420	29.572	814	978	31.364
10 01 LA ESPERANZA	804	58	985	1.847	39	49	1.935
10 02 CAMASCA	637	26	823	1.486	22	47	1.555
10 03 COLOMONCAGUA	1.020	68	1.444	2.532	108	154	2.794
10 04 CONCEPCION	1.110	27	1.139	2.276	41	98	2.415
10 05 DOLORES	240	12	569	821	14	29	864
10 06 INTIBUCA	1.349	79	3.116	4.544	152	130	4.826
10 07 JESUS DE OTORO	1.724	78	1.950	3.752	74	83	3.909
10 08 MAGDALENA	319	30	618	967	14	34	1.015
10 09 MASAGUARA	443	25	1.396	1.864	60	56	1.980
10 10 SAN ANTONIO	479	42	723	1.244	41	29	1.314
10 11 SAN ISIDRO	219	19	341	579	6	26	611
10 12 SAN JUAN	508	39	637	1.184	33	31	1.248
10 13 SN MARCOS DE LA	428	19	857	1.304	61	50	1.415
10 14 SAN MIGUELITO	380	10	480	870	11	46	927
10 15 SANTA LUCIA	299	23	697	1.019	17	24	1.060
10 16 YAMARANGUILA	599	39	2.645	3.283	121	92	3.496



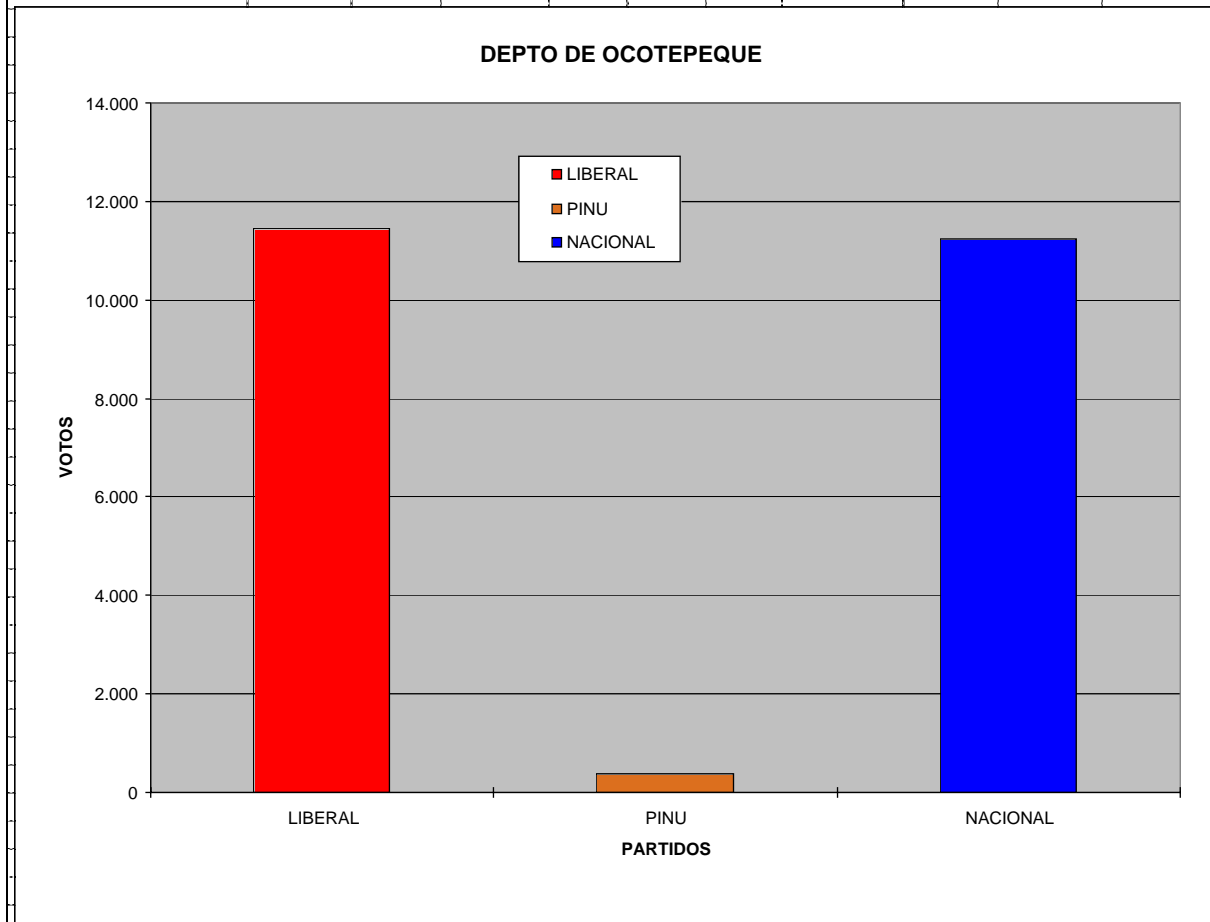
MUN.	LIBERAL	PINU	NACIONAL			T.VALIDOS	NULOS	BLANCOS	TOT.VOTOS
LA PAZ	14.400	586	12.773			27.759	718	835	29.312
12 01 LA PAZ	3.599	48	2.064			5.711	163	98	5.972
12 02 AGUANTEQUERIQ	620	20	401			1.041	10	19	1.070
12 03 CABAÑAS	167	17	453			637	5	28	670
12 04 CANE	537	17	258			812	9	15	836
12 05 CHINACLA	393	34	236			663	15	59	737
12 06 GUAJQUIRO	721	41	1.734			2.496	52	40	2.588
12 07 LAUTERIQUE	481	27	388			896	11	21	928
12 08 MARCALA	1.602	57	1.346			3.005	52	75	3.132
12 09 Mercedes de Oriente	127	22	169			318	2	1	321
12 10 OPATORO	864	19	994			1.877	49	59	1.985
12 11 SN Antonio del Norte	580	35	323			938	8	20	966
12 12 SAN JOSE	694	15	398			1.107	35	49	1.191
12 13 SAN JUAN	265	24	305			594	10	11	615
12 14 SN PEDRO TUTULE	335	28	443			806	11	37	854
12 15 SANTA ANA	373	48	845			1.266	42	68	1.376
12 16 SANTA ELENA	390	22	548			960	43	53	1.056
12 17 SANTA MARIA	1.108	40	488			1.636	110	71	1.817
12 18 SANTIAGO Puringla	1.113	53	899			2.065	61	73	2.199
12 19 YARULA	431	19	481			931	30	38	999



MUN.	LIBERAL	PINU	NACIONAL	T.VALIDOS	NULOS	BLANCOS	TOT.VOTOS
LEMPIRA	15.868	1.347	27.165	44.380	1.374	1.321	47.075
13 01 GRACIAS	1.652	111	3.091	4.854	81	103	5.038
13 02 BELEN	491	22	260	773	52	16	841
13 03 CANDELARIA	454	29	901	1.384	31	35	1.450
13 04 COLOLACA	406	67	687	1.160	26	33	1.219
13 05 ERANDIQUE	829	45	1.403	2.277	59	65	2.401
13 06 GUALCINCE	299	64	1.196	1.559	86	48	1.693
13 07 GUARITA	441	49	1.080	1.570	41	38	1.649
13 08 LA CAMPA	621	94	786	1.501	51	42	1.594
13 09 LA IGUALA	1.164	43	1.472	2.679	48	123	2.850
13 10 LAS FLORES	660	23	879	1.562	32	29	1.623
13 11 LA UNION	609	123	1.029	1.761	47	110	1.918
13 12 LA VIRTUD	436	9	993	1.438	20	26	1.484
13 13 LEPAERA	2.628	64	3.010	5.702	139	103	5.944
13 14 MAPULACA	349	25	512	886	18	36	940
13 15 PIRAERA	309	68	1.050	1.427	57	51	1.535
13 16 SAN ANDRES	242	49	986	1.277	47	61	1.385
13 17 SAN FRANCISCO	387	62	774	1.223	43	17	1.283
13 18 SN JUAN GUARITA	169	35	378	582	32	25	639
13 19 SN MANUEL COLOH	851	45	1.110	2.006	83	72	2.161
13 20 SAN RAFAEL	748	44	1.253	2.045	15	44	2.104
13 21 SAN SEBASTIAN	562	55	795	1.412	17	30	1.459
13 22 SANTA CRUZ	259	8	529	796	120	36	952
13 23 TALGUA	606	62	917	1.585	35	52	1.672
13 24 TAMBLA	176	27	395	598	17	30	645
13 25 TOMALA	237	59	761	1.057	25	28	1.110
13 26 VALLADOLID	127	29	447	603	142	39	784
13 27 VIRGINIA	156	36	471	663	10	29	702

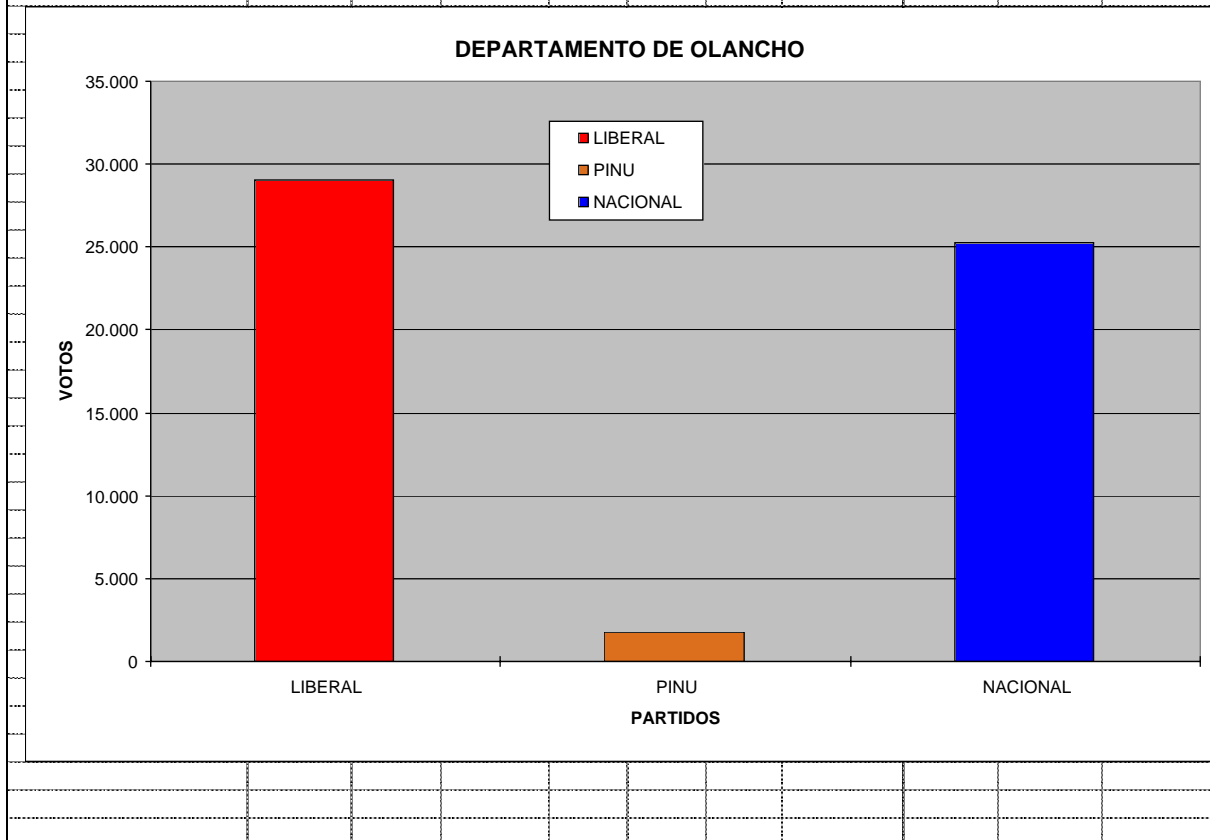


MUN.	LIBERAL	PINU	NACIONAL	T.VALIDOS	NULOS	BLANCOS	TOT.VOTOS
OCOTEPEQUE	11.443	387	11.231	23.061	445	535	24.041
14 01 OCOTEPEQUE	1.867	52	2.316	4.235	57	73	4.365
14 02 BELEN GUALCHO	1.381	37	1.068	2.486	35	72	2.593
14 03 CONCEPCION	473	14	348	835	52	20	907
14 04 DOLORES MEREND	233	16	230	479	8	8	495
14 05 FRATERNIDAD	190	13	187	390	26	9	425
14 06 LA ENCARNACION	797	22	587	1.406	34	43	1.483
14 07 LA LABOR	640	19	670	1.329	25	30	1.384
14 08 LUCERNA	409	11	564	984	9	14	1.007
14 09 MERCEDES	261	11	751	1.023	23	21	1.067
14 10 SAN FERNANDO	458	10	843	1.311	10	20	1.341
14 11 SN FCO DEL VALLE	766	25	466	1.257	25	43	1.325
14 12 SAN JORGE	269	14	256	539	2	28	569
14 13 SAN MARCOS	1.572	71	929	2.572	42	69	2.683
14 14 SANTA FE	330	11	549	890	10	8	908
14 15 SENSENTI	1.032	48	949	2.029	69	34	2.132
14 16 SINUAPA	765	13	518	1.296	18	43	1.357

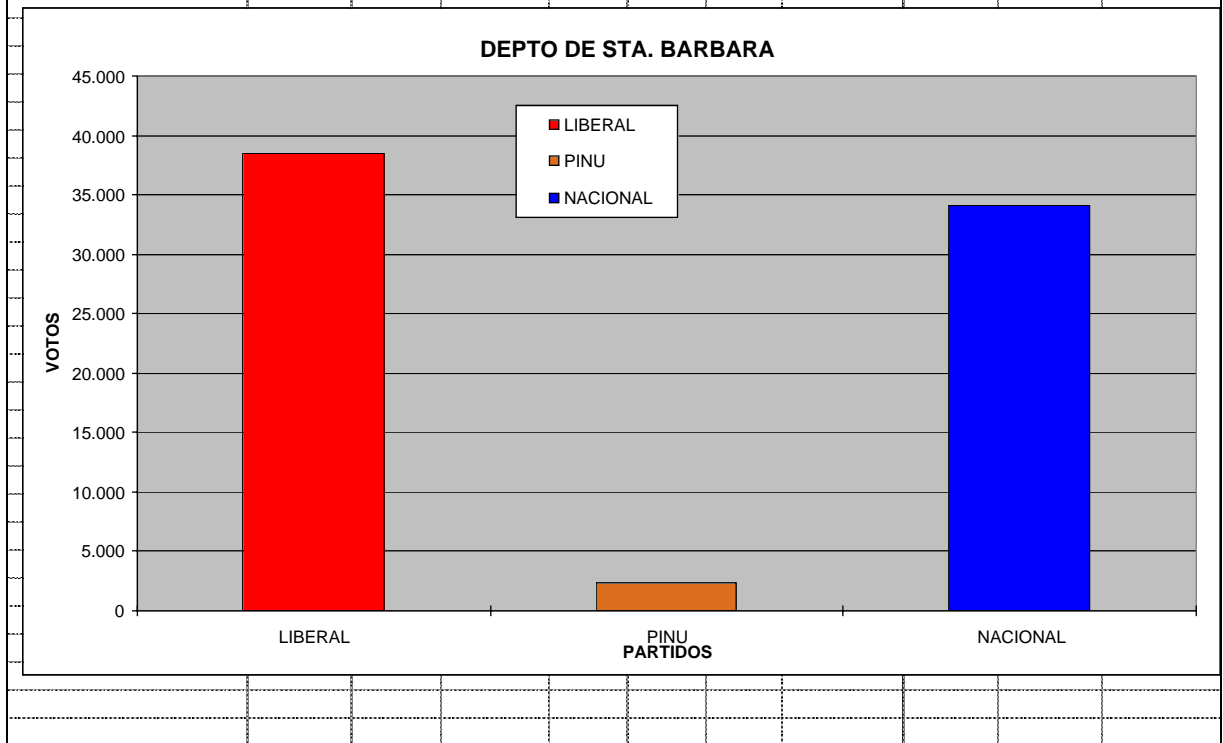


--	--	--	--	--	--	--	--

MUN.	LIBERAL	PINU	NACIONAL			T.VALIDOS	NULOS	BLANCOS	TOT.VOTOS
OLANCHO	29.059	1.748	25.303			56.110	1.177	1.166	58.453
15 01 JUTICALPA	7.537	257	5.211			13.005	326	235	13.566
15 02 CAMPAMENTO	1.473	139	1.658			3.270	48	51	3.369
15 03 CATACAMAS	5.361	352	4.329			10.042	184	216	10.442
15 04 CONCORDIA	519	30	1.148			1.697	45	34	1.776
15 05 Dulce Nombre Culmi	1.124	47	885			2.056	113	45	2.214
15 06 EL ROSARIO	272	31	439			742	10	8	760
15 07 Esquipulas del Norte	353	14	424			791	3	24	818
15 08 GUALACO	777	40	1.033			1.850	41	44	1.935
15 09 GUARIZAMA	548	28	637			1.213	3	15	1.231
15 10 GUATA	665	42	891			1.598	14	26	1.638
15 11 GUAYAPE	1.314	107	1.138			2.559	41	78	2.678
15 12 JANO	240	17	284			541	11	12	564
15 13 LA UNION	335	128	457			920	28	8	956
15 14 MANGULILE	668	46	672			1.386	23	60	1.469
15 15 MANTO	902	52	976			1.930	32	53	2.015
15 16 SALAMA	628	46	921			1.595	76	39	1.710
15 17 SAN ESTEBAN	1.382	19	445			1.846	24	66	1.936
15 18 SN FCO DE Becerra	922	30	608			1.560	17	20	1.597
15 19 SN FCO DE LA PAZ	2.128	105	1.214			3.447	52	45	3.544
15 20 STA Maria del Real	959	94	650			1.703	17	41	1.761
15 21 SILCA	539	27	701			1.267	15	17	1.299
15 22 YOCON	413	97	582			1.092	54	29	1.175



MUN.	LIBERAL	PINU	NACIONAL	T.VALIDOS	NULOS	BLANCOS	TOT.VOTOS
STA BARBARA	38.514	2.366	34.060	74.940	1.249	1.494	77.683
16 01 SANTA BARBARA	3.432	418	3.179	7.029	118	100	7.247
16 02 ARADA	650	62	1.495	2.207	40	33	2.280
16 03 ATIMA	1.276	73	950	2.299	41	50	2.390
16 04 AZACUALPA	2.110	48	1.370	3.528	70	84	3.682
16 05 CEGUACA	464	75	564	1.103	26	30	1.159
16 06 COLINAS	2.286	162	2.109	4.557	30	48	4.635
16 07 Concepcion del Norte	1.053	47	1.241	2.341	47	34	2.422
16 08 Concepcion del Sur	579	25	514	1.118	36	24	1.178
16 09 CHINDA	443	22	604	1.069	16	45	1.130
16 10 EL NISPERO	959	24	971	1.954	50	41	2.045
16 11 GUALALA	737	298	216	1.251	50	46	1.347
16 12 ILAMA	748	105	957	1.810	32	35	1.877
16 13 MACUELIZO	3.519	123	3.457	7.099	99	144	7.342
16 14 NARANJITO	1.221	48	1.533	2.802	30	79	2.911
16 15 NUEVO CELILAC	771	125	365	1.261	11	32	1.304
16 16 PETOA	1.133	20	984	2.137	23	54	2.214
16 17 PROTECCION	686	57	1.054	1.797	107	25	1.929
16 18 QUIMISTAN	2.345	94	2.109	4.548	38	87	4.673
16 19 SN FCO DE OJUERA	635	22	816	1.473	21	27	1.521
16 20 SAN LUIS	2.756	93	1.721	4.570	87	89	4.746
16 21 SAN MARCOS	2.248	122	1.475	3.845	50	40	3.935
16 22 SAN NICOLAS	1.602	95	946	2.643	44	63	2.750
16 23 SN PEDRO ZACAPA	3.156	103	2.575	5.834	111	194	6.139
16 24 SANTA RITA	346	16	584	946	10	25	981
16 25 SN Vicente Centenario	336	26	450	812	12	6	830
16 26 TRINIDAD	3.023	63	1.821	4.907	50	59	5.016



MUN.	LIBERAL	PINU	NACIONAL	T.VALIDOS	NULOS	BLANCOS	TOT.VOTOS
YORO	39.432	2.033	27.821	69.286	1.586	1.315	72.187
18 01 YORO	4.038	183	4.251	8.472	116	232	8.820
18 02 ARENAL	645	17	1.107	1.769	16	19	1.804
18 03 EL NEGRITO	1.503	65	1.229	2.797	26	1	2.824
18 04 EL PROGRESO	16.131	1.110	7.093	24.334	844	451	25.629
18 05 JOCON	806	23	944	1.773	48	31	1.852
18 06 MORAZAN	2.263	241	2.230	4.734	114	93	4.941
18 07 OLANCHITO	7.774	218	5.446	13.438	214	216	13.868
18 08 SANTA RITA	2.275	58	1.576	3.909	82	77	4.068
18 09 SULACO	1.336	33	1.412	2.781	41	81	2.903
18 10 VICTORIA	1.356	44	1.429	2.829	29	57	2.915
18 11 YORITO	1.305	41	1.104	2.450	56	57	2.563

